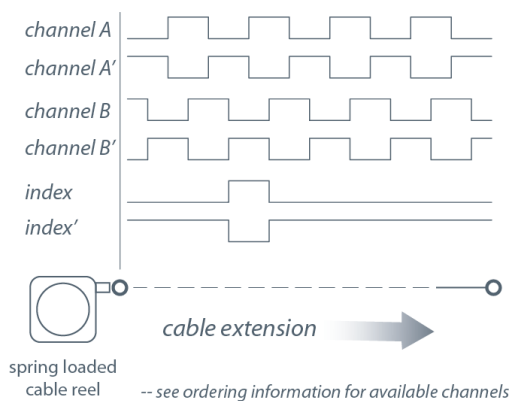


The PTX150 is a low cost, compact and easy to use encoder based cable-extension transducer. It is available with full stroke ranges up to 150 inches. The PTX150 provides an incremental encoder feedback signal.

Simply mount the body of the transducer to a fixed surface and attach the extension cable to the moving object. The PTX150 is recommended for application where space and money is limited.

### Output Signal



## PTX150

### Cable Actuated Sensor Incremental Encoder Output

**Linear Position to 150 inches (3810 mm)**

**Compact Design • OEM Applications**

**Anodized Aluminum Enclosure**

**IP50 / NEMA 1 • Automation & Testing Applications**

#### General

<b>Full Stroke Range</b>	0-25 to 0-150 in., 0-625 to 0-3750 mm
<b>Output Signal</b>	incremental encoder (quadrature)
<b>Accuracy</b>	see ordering information
<b>Repeatability</b>	± 0.02% full stroke
<b>Resolution</b>	25 to 1250 pulses per inch
<b>Measuring Cable</b>	0.019-in. dia. nylon-coated stainless steel
<b>Enclosure Material</b>	anodized aluminum
<b>Sensor</b>	optical encoder
<b>Maximum Retraction</b>	see ordering information
<b>Acceleration</b>	
<b>Weight (maximum)</b>	1 lb. max.

#### Electrical

<b>Input Voltage</b>	see ordering information
<b>Input Current</b>	see ordering information
<b>Electrical Connection</b>	18-inch multiconductor cable

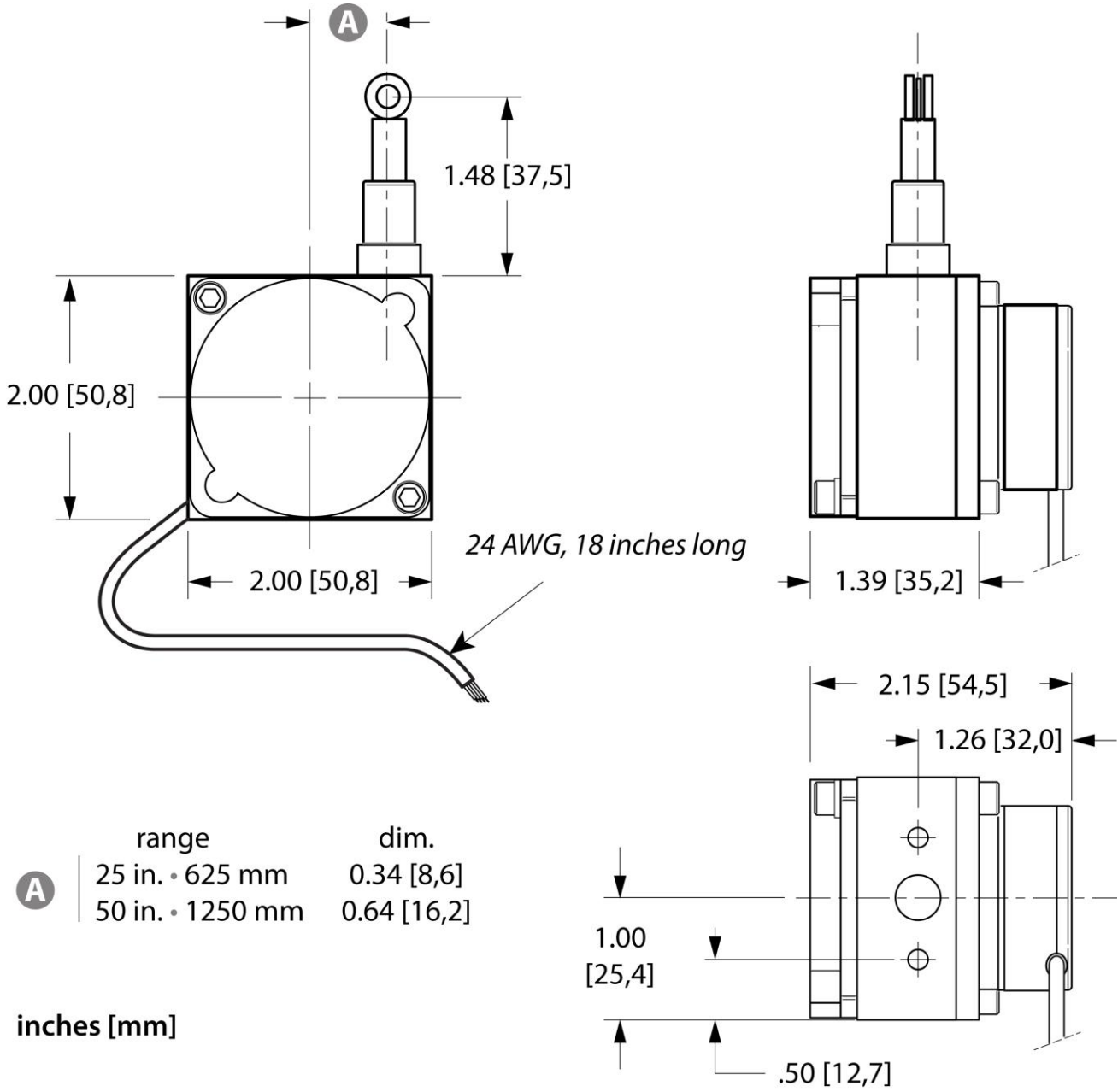
#### Environmental

<b>Enclosure</b>	IP50, NEMA 1
<b>Humidity</b>	98% RH non-condensing
<b>Operating Temperature</b>	0° to 160°F (-17° to 71°C)
<b>Vibration</b>	up to 10 g @58 to 500 Hz

**PTX150**

Incremental Encoder Output

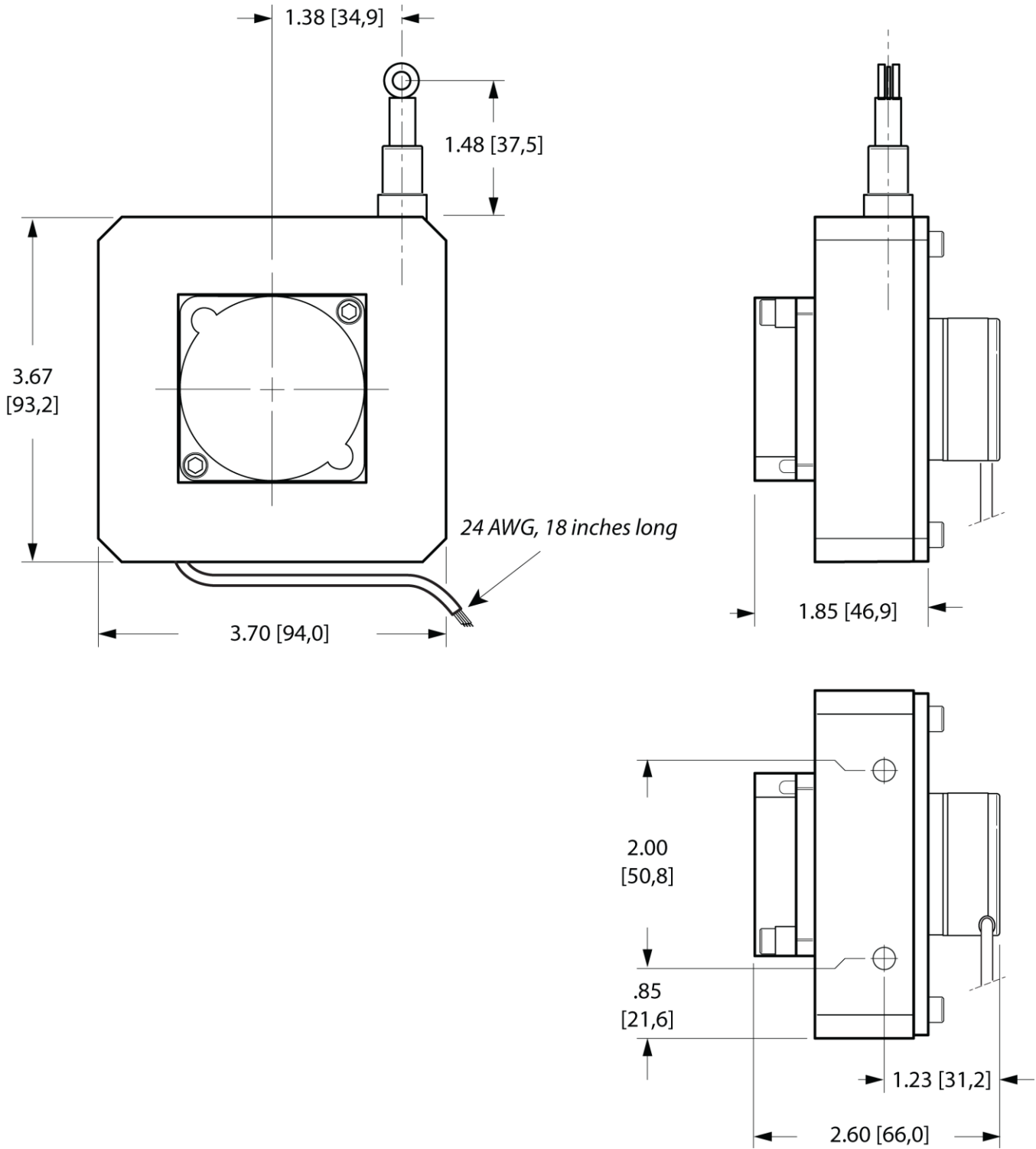
Outline Drawing (25, 50-inch & 625, 1250 mm ranges)



**PTX150**

Incremental Encoder Output

Outline Drawing (100, 150-inch & 2500, 3750 mm ranges)



# PTX150

Incremental Encoder Output

## Model Number:

**PTX150** -      - 1 1 -      -      0 0

order code:      R      A      B      C      D      E      F      G

Sample Model Number:

**PTX150 - 0025 - 111 - 1110**

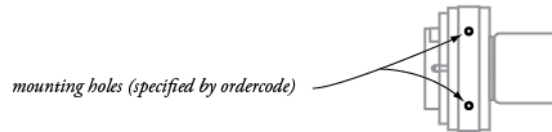
**R** range: 25 inches  
**A** mounting holes: 8-32 x .25 in. threaded  
**D** output signal: TTL/CMOS driver, Channels A,B  
**E** resolution: 500 pulses per inch

## Full Stroke Range:

<b>R</b> order code:	0025	0050	0100	0150	0625	1250	2500	3750
full stroke range, min:	25 in.	50 in.	100 in.	150 in.	625 mm	1250 mm	2500 mm	3750 mm
accuracy:	±0.010 in.	±0.020 in.	±0.040 in.	±0.060 in.	±0.25 mm	±0.50 mm	±1.00 mm	±1.50 mm
repeatability:	±0.005 in.	±0.010 in.	±0.020 in.	±0.030 in.	±0.12 mm	±0.25 mm	±0.50 mm	±0.75 mm
cable tension (±20%):	13 oz.	6 oz.	14 oz.	8 oz.	3,6 N	1,8 N	5,0 N	3,0 N

## Mounting Holes:

<b>G</b> order code:	1	2
	#8-32 x 0.25-in. threaded holes	M6 x 6,4 mm threaded holes



## Output Signals:

<b>D</b> order code:	1	2	3	4
driver option:	<b>TTL - CMOS</b>	<b>Open Collector</b>	<b>5 Volt Line Driver</b>	<b>Universal Line Driver</b>
<b>Specs:</b>	Input voltage (V+): 4.5..13.2 Vdc Sink current: 20 mA max. Input current: 80 mA max.	Input voltage (V+): 10.8...26.4 Vdc Sink current: 20 mA max. Input current: 80 mA max.	Input voltage (V+): 5 Vdc Sink current: 20 mA max. Input current: 150 mA max.	Input voltage (V+): 5..30 Vdc Source/Sink current: 20 mA max. Input current: 100 mA max, no load
<b>Signal:</b>	4.5 - 13.2 VDC Channel A Channel B Common	10.8 - 26.4 VDC Channel A Channel B Common	4.5 - 13.2 VDC Channel A Channel A' Channel B Channel B' Index Index' Common	5 - 30 VDC Channel A Channel A' Channel B Channel B' Index Index' Common
<b>Color Code:</b>	Red White Green Black	Red White Green Black	Red White Gray Green Blue Yellow Orange Black	Red White Gray Green Blue Yellow Orange Black

## Resolution:

<b>E</b> order code:	1	2	3	4
25 in. range:	500 ppi	1000 ppi	1250 ppi	50 ppi
50 in. range:	250 ppi	500 ppi	625 ppi	25 ppi
100 in. range:	100 ppi	200 ppi	250 ppi	10 ppi
150 in. range:	100 ppi	200 ppi	250 ppi	10 ppi
625 mm range:	20 ppmm	40 ppmm	50 ppmm	2 ppmm
1250 mm range:	10 ppmm	20 ppmm	25 ppmm	1 ppmm
2500 mm range:	5 ppmm	10 ppmm	12,5 ppmm	0,5 ppmm
3750 mm range:	4 ppmm	10 ppmm	12,5 ppmm	0,5 ppmm

## PTX150

Incremental Encoder Output

---



**19 Waterman Ave. Toronto, Ont. M4B1Y2**  
**Tel: 416-445-5500 Fax: 416-445-1170**  
**Toll Free: 1-800-465-1600**  
**Email: [sales@intertechnology.com](mailto:sales@intertechnology.com)**  
**Website: [www.intertechnology.com](http://www.intertechnology.com)**

### [TE.com/sensorsolutions](http://TE.com/sensorsolutions)

Measurement Specialties, Inc., a TE Connectivity company.

Measurement Specialties, TE Connectivity, TE Connectivity (logo) and EVERY CONNECTION COUNTS are trademarks. All other logos, products and/or company names referred to herein might be trademarks of their respective owners.

The information given herein, including drawings, illustrations and schematics which are intended for illustration purposes only, is believed to be reliable. However, TE Connectivity makes no warranties as to its accuracy or completeness and disclaims any liability in connection with its use. TE Connectivity's obligations shall only be as set forth in TE Connectivity's Standard Terms and Conditions of Sale for this product and in no case will TE Connectivity be liable for any incidental, indirect or consequential damages arising out of the sale, resale, use or misuse of the product. Users of TE Connectivity products should make their own evaluation to determine the suitability of each such product for the specific application.

© 2015 TE Connectivity Ltd. family of companies All Rights Reserved.

PTX150 12/01/2015