

# PT9150 (Extended Range)

## Cable Actuated Sensor

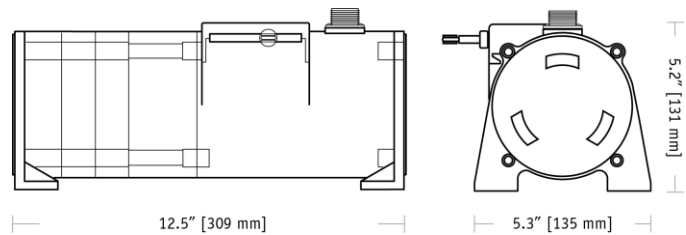
### Extended Ranges • Incremental Encoder

Linear Position to 1700 inches (4300 cm)

Stroke Range Options: 0-600 to 0-1700 inches

VLS Option to Prevent Free-Release Damage

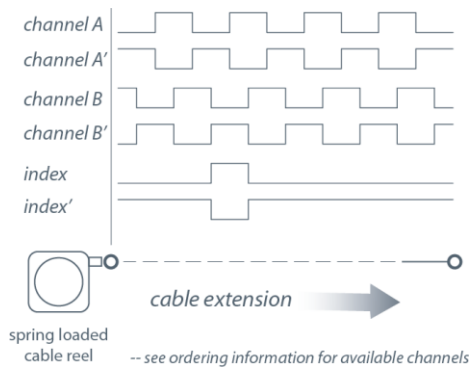
IP67 • NEMA 6 Protection



With its incremental optical encoder and industrial design this rugged transducer provides the highest accuracy and longest life of any measurement device of its kind. This model is available in a wide variety of resolutions and output stages to fit virtually any requirement.

It can measure up to 1700", yet when its cable is retracted it is only 6" long. Its small size and low-cost-to-measurement ratio offers remarkable flexibility and value.

### Output Signal



### General

<b>Full Stroke Range</b>	0-600 to 0-1700 inches
<b>Output Signal</b>	incremental encoder (quadrature)
<b>Output Driver Options</b>	TTL/CMOS, open collector or line driver
<b>Accuracy</b>	0.04% full stroke
<b>Repeatability</b>	± 0.02% full stroke
<b>Resolution</b>	10 to 250 pulses per inch
<b>Measuring Cable</b>	nylon-coated stainless steel
<b>Enclosure Material</b>	powder-painted aluminum or stainless steel
<b>Sensor</b>	optical incremental encoder
<b>Maximum Retraction</b>	see ordering information
<b>Acceleration</b>	
<b>Maximum Velocity</b>	see ordering information
<b>Weight, Aluminum (Stainless Steel) Enclosure</b>	14 lbs. (28 lbs.), max.

### Electrical

<b>Input Voltage</b>	see ordering information
<b>Input Current</b>	see ordering information

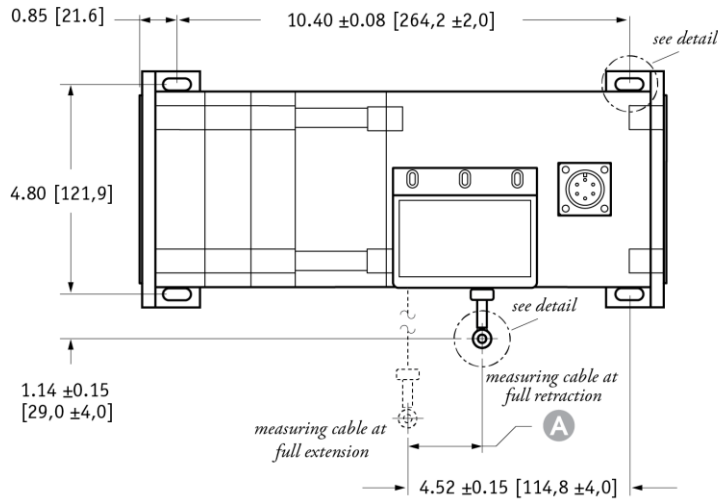
### Environmental

<b>Enclosure</b>	NEMA 4/4X/6, IP 67
<b>Operating Temperature</b>	0° to 160°F (-17° to 71°C)
<b>Vibration</b>	up to 10 g to 2000 Hz maximum

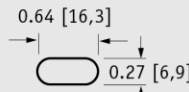
# PT9150

Extended Ranges • Incremental Encoder • Extended Ranges

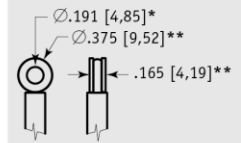
## Outline Drawing



### mounting hole detail

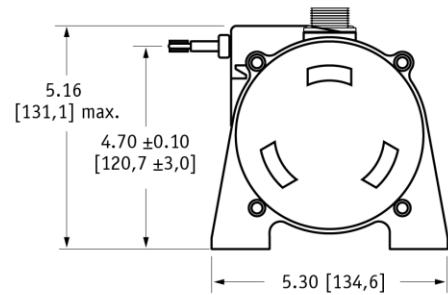
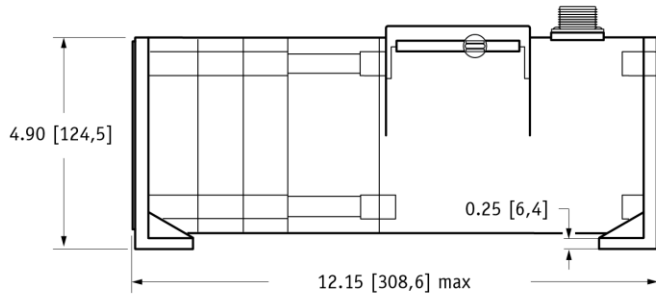


### eyelet detail



### A DIMENSION

RANGE	inches [mm]
600	1.76 [44,7]
800	1.58 [40,1]
1000	1.98 [50,2]
1200	1.98 [50,2]
1500	1.86 [47,2]
1700	2.11 [53,6]



DIMENSIONS ARE IN INCHES [MM]  
tolerances are 0.03 IN. [0.5 MM] unless otherwise noted.

\* tolerance = +.005 -.001 [+.13 -.03]  
\*\* tolerance = +.005 -.005 [+ .13 -.13]

## VLS Option - Free Release Protection

The patented Celesco Velocity Limiting System (VLS) is an option for PT9000 Series cable extension transducers that limits cable retraction to a safe 40 to 55 inches per second.

The VLS option prevents the measuring cable from ever reaching a damaging velocity during an accidental free release. This option is ideal for mobile applications that require frequent cable disconnection and reconnection. It prevents expensive unscheduled downtime due to accidental cable mishandling or attachment failure.

- using guide below, select PT9150 model **PT9150-1200-111-1110**
- remove "PT" from the model number **9150-1200-111-1110**
- add "VLS"  
**VLS + 9150-1200-111-1110**
- completed model number!  
**VLS9150-1200-111-1110**

VLS9150 -		A	B	C	D	E	F	G
english ranges	0600	1	1	1	1	1	1	0
	to	3	2	2	2	2	2	
	1700			3	3	3	3	
metric ranges	15000			4	4	4	4	
	to							
	40000							

■ = available options.

# PT9150

Extended Ranges • Incremental Encoder • Extended Ranges

## Ordering Information

### Model Number:

**PT9150** - **R** - **A** - **B** - **C** - **D** - **E** - **F** - **G** **0**  
*order code:*

### Sample Model Number:

**PT9150 - 0800 - 111 - 1110**

- R** range: 500 inches
- A** enclosure: aluminum
- B** measuring cable: nylon-coated stainless
- C** cable exit: front
- D** output signal: TTL/CMOS driver
- E** resolution: 100 ±2 pulses per inch
- F** electrical connection: 6-pin plastic connector

### Full Stroke Range:

<i>english ranges</i>	<b>R</b> order code:	<b>0600</b>	<b>0800</b>	<b>1000</b>	<b>1200</b>	<b>1500</b>	<b>1700</b>
full stroke range, min:		600 in.	800 in.	1000 in.	1200 in.	1500 in.	1700 in.
cable tension (±35%):		27 oz.	24 oz.	20 oz.	19 oz.	18 oz.	17 oz.

<i>metric ranges</i>	<b>R</b> order code:	<b>15000</b>	<b>20000</b>	<b>25000</b>	<b>30000</b>	<b>35000</b>	<b>40000</b>
full stroke range, min:		15.000 mm	20.000 mm	25.000 mm	30.000 mm	35.000 mm	40.000 mm
cable tension (±35%):		7,5 N	6,7 N	5,6 N	5,3 N	5,0 N	4,7 N

### Enclosure Material:

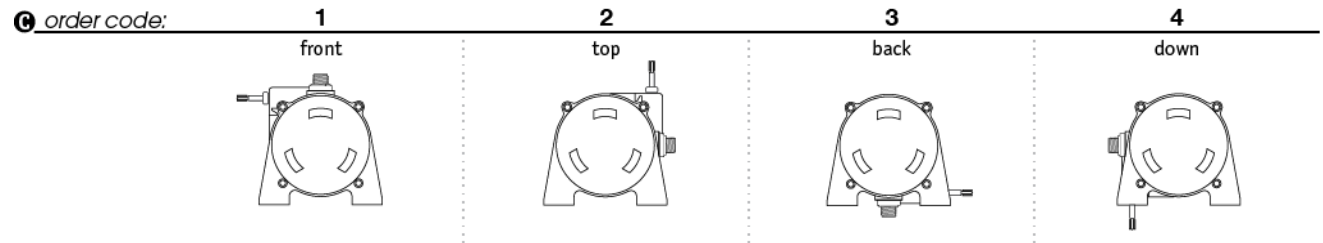
<b>A</b> order code:	<b>1</b>	<b>3</b>
enclosure material:	powder-painted aluminum	303 stainless steel
max. acceleration:	1g	1g
max. velocity:	60 inches/sec.	60 inches/sec.

### Measuring Cable:

<b>B</b> order code:	<b>1</b>	<b>2</b>
cable construction:	nylon-coated stainless steel rope*	bare stainless steel rope*
general use:	indoor	outdoor, debris, high temperature

<i>*cable diameter:</i>	stroke range:	<b>0600</b>	<b>0800</b>	<b>1000</b>	<b>1200</b>	<b>1500</b>	<b>1700</b>
	nylon-coated stainless:	.034 in.	.019 in.	.019 in.	.019 in.	.014 in.	.014 in.
	bare stainless:	.031 in.	.018 in.	.018 in.	.018 in.	.015 in.	.015 in.

### Cable Exit:



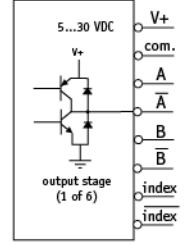
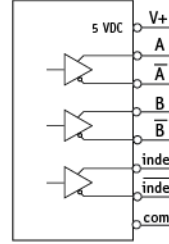
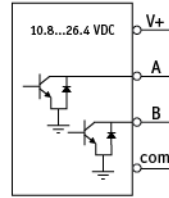
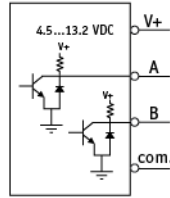
# PT9150

Extended Ranges • Incremental Encoder • Extended Ranges

## Output Signals:

**1** order code:  
output driver:

1	2	3	4
<b>TTL - CMOS</b>	<b>Open Collector</b>	<b>5 V - Line Driver</b>	<b>Universal Line Driver</b>
Input voltage (V+): 4.5...13.2 Vdc	Input voltage (V+): 10.8...26.4 Vdc	Input voltage (V+): 5 Vdc	Input voltage (V+): 5...28 VDC
Sink current: 20 mA max.	Sink current: 20 mA max.	Sink current: 20 mA max.	Source/Sink: 20 mA max.
Input current: 80 mA max.	Input current: 80 mA max.	Input current: 150 mA max.	Input current: 100 mA max, no load



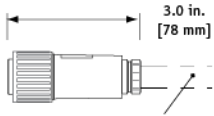

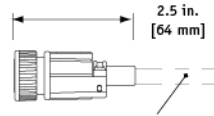
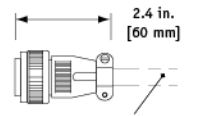
## Resolution:

**1** order code:  
english ranges:  
metric ranges:

1	2	3	4
100 ±2 pulses per in.	200 ±4 pulses per in.	250 ±5 pulses per in.	10 ±0.2 pulses per in.
5 ±0,1 pulses per mm	10 ±0,2 pulses per mm	12,5 ±0,25 pulses per mm	0,5 ±0,01 pulses per mm

## Electrical Connection:

**1** order code:

1	2	3	4
6-pin plastic connector with mating plug IP 67, NEMA 4X*,6	25-ft. instrumentation cable 24 AWG, shielded IP 67, NEMA 6	18-pin plastic connector with mating plug IP 65, NEMA 4	6-pin metal connector with mating plug IP 67, NEMA 6
			
.30 - .39 in. [8 - 10 mm] cable dia. 16 AWG max conductor size connector: MS3102E-14S-6P mating plug: MS3106E-14S-6S	25 ft. x 0.2-in. dia. [7,5 M x 5 mm dia.] 24 AWG, shielded	.26 - .30 in. [6,6 - 7,6 mm] cable dia. 20 - 24 AWG conductor size connector: Conxall 14282-18PG-300-K mating plug: Conxall 13282-18SG-326-K	3/8-in. [9 mm] max cable dia. 16 AWG max conductor size connector: MS3102E-14S-6P mating plug: MS3106E-14S-6S

**6-pin mating plug:**

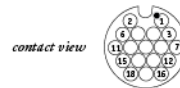
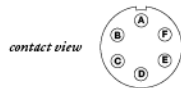
pin	TTL/CMOS	5 V Line Driver
A	Open Collector input voltage	Universal Line Driver input voltage
B	common	common
C	channel A	channel A
D	channel B	channel B
E	-	channel A'
F	-	channel B'

**18-pin mating plug:**

pin	TTL/CMOS	5 V Line Driver
1	Open Collector input voltage	Universal Line Driver input voltage
2	common	common
3	channel B	channel B
6	channel A	channel A
7	-	index
11	-	channel B'
12	-	channel A'
15	-	index'

**25-ft. instrumentation cable:**

color	TTL/CMOS	5 V Line Driver
red	Open Collector input voltage	Universal Line Driver input voltage
black	common	common
green	channel A	channel A
white	channel B	channel B
blue	-	channel A'
brown	-	channel B'
yellow	-	index
orange	-	index'



\* -applies to stainless steel enclosure only.

## PT9150

Extended Ranges • Incremental Encoder • Extended Ranges

---



**19 Waterman Ave. Toronto, Ont. M4B1Y2**  
**Tel: 416-445-5500 Fax: 416-445-1170**  
**Toll Free: 1-800-465-1600**  
**Email: [sales@intertechnology.com](mailto:sales@intertechnology.com)**  
**Website: [www.intertechnology.com](http://www.intertechnology.com)**

### [TE.com/sensorsolutions](http://TE.com/sensorsolutions)

Measurement Specialties, Inc., a TE Connectivity company.

Measurement Specialties, TE Connectivity, TE Connectivity (logo) and EVERY CONNECTION COUNTS are trademarks. All other logos, products and/or company names referred to herein might be trademarks of their respective owners.

The information given herein, including drawings, illustrations and schematics which are intended for illustration purposes only, is believed to be reliable. However, TE Connectivity makes no warranties as to its accuracy or completeness and disclaims any liability in connection with its use. TE Connectivity's obligations shall only be as set forth in TE Connectivity's Standard Terms and Conditions of Sale for this product and in no case will TE Connectivity be liable for any incidental, indirect or consequential damages arising out of the sale, resale, use or misuse of the product. Users of TE Connectivity products should make their own evaluation to determine the suitability of each such product for the specific application.

© 2015 TE Connectivity Ltd. family of companies All Rights Reserved.

PT9150 Extended Range 12/01/2015